



SWINGING E160

(single and double leaf)
TIMBER FIRE-RATED DOORSETS

DOOR LEAF

- Huet solid timber core
- Thickness: 51mm hardwood stiles all round

DOOR FRAME

- Hardwood
- Monoblock frame
- Frame can be lacquered, stained or varnished

CHOICE OF DOOR FACINGS

- Primed
- Wood veneers
- Laminated
- White paint finish + other colour available by request
- Grooved to a wide choice of standard and bespoke finishes

IRONMONGERY

- Pivot in the upper crosspiece GROOM GRL 100
- Doors can be held in open position using electro-magnetic device (visible or built in the lintel). In the event of a fire, doors will assume closed position
- Access control option: Electromagnetic locking system which unlocks in the event of a fire

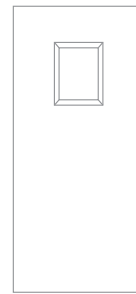
PERIMETER SEALS

- Intumescent seals factory fitted within the frame
- Anti finger trap joint within the frame

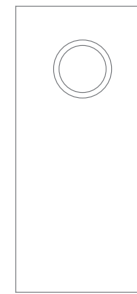


E160

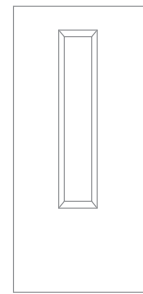
(FD60)
(EITHER SIDE - CTICM 06-A-331)



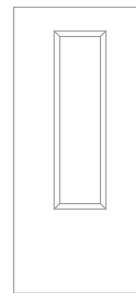
400x300



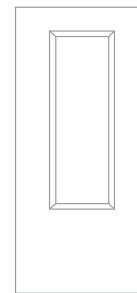
Ø360



1200x200



1200x300



1200x400



SWINGING E160 (single and double leaf)

TIMBER FIRE-RATED DOORSETS

All sizes are in mm

